


AuthorAID
in the Eastern
Mediterranean

**Clinical Microbiology Research
Center, Nemazee Hospital
1390 tir 22-23
13-14 June 2011**

Workshop

**Research writing and
publication**



Karen Shashok

AuthorAID in the Eastern Mediterranean

kshashok@kshashok.com

Part 1

International scientific, technical and medical research publishing: current aspects and readers' needs



M. Xeridat, in Van Kolschooten F. Can you believe what you read? *Nature* 2002;416:360-363

Two main economic models:
Commercial vs. **society (not-for-profit)** publisher.

Both produce good journals and attract good manuscripts.

“Official” publications of a **national scientific society** may not be open to manuscripts for other countries.

Two access models:

- **Payment required** (subscription or pay-per-view)
- **Open access**

Both use peer review.

Both produce good and bad journals.

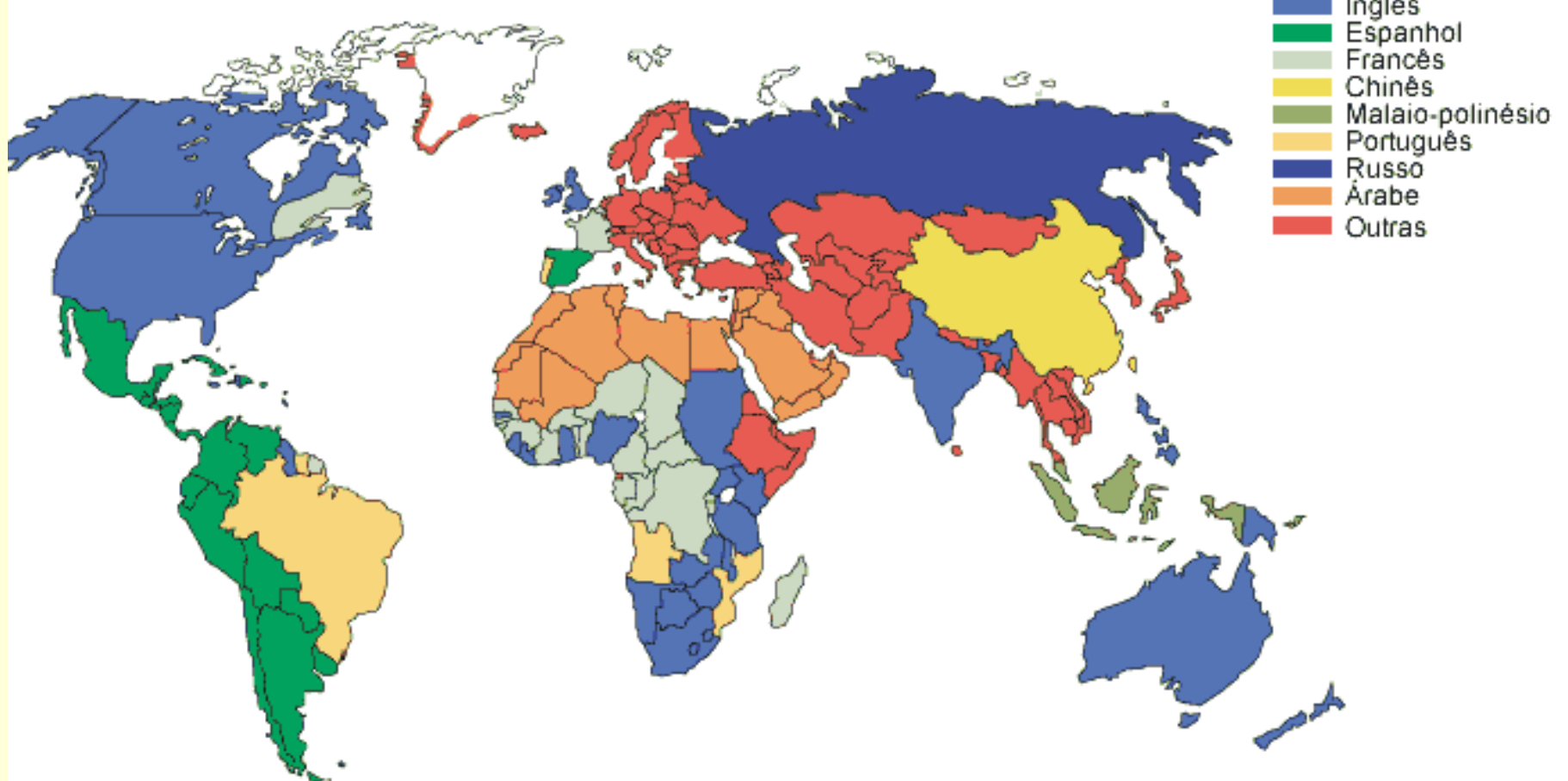
“Open access” does not always mean “author pays”.

Insight into journal policies can help authors select target journals with better chances of **success**:

- more favorable reception
- faster review and publication
- communicating with readers who will use your results

Anglocentrism and globalization

Mapa Lingüístico e suas principais línguas



English linguistic imperialism:
“the dominance asserted and
maintained by the establishment and
continuous reconstitution of structural
and cultural inequalities between
English and other languages”

(Anonymous, Wikipedia, citing Robert Phillipson)

More information (too much!), therefore less time to analyze information critically.

Increasing dependence on information technology.

Literature review strategies narrower and less complete than in the pre-Internet era.

To reach the right **readers**,
researchers need:

1. good research skills
2. good information-seeking skills
3. good writing skills
4. a publication strategy



To reach the **right readers**

An optimal match between your work
and the journal's mission

(Guyatt and Haynes, 2006)

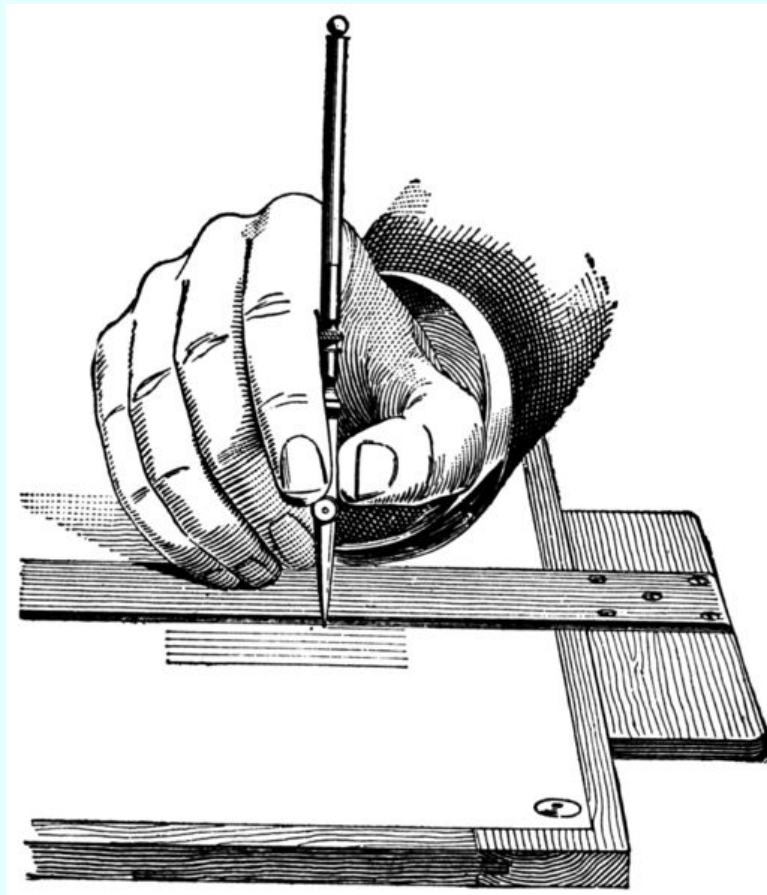
Where will the article be seen by the
greatest number of most interested
readers?

To make a good first impression

- Invest time to compare journals.**
- Write specifically for the journal.**
- Follow the **Instructions for Authors** or **Guidelines for Manuscript Preparation** carefully. Details are as important as content.**
- Title page, abstract, references, tables, figures**

Part 2

Good scientific English writing Readability and reporting



**Wikimedia
Commons**

Goal: a text that is clear and accurate, not a work of art

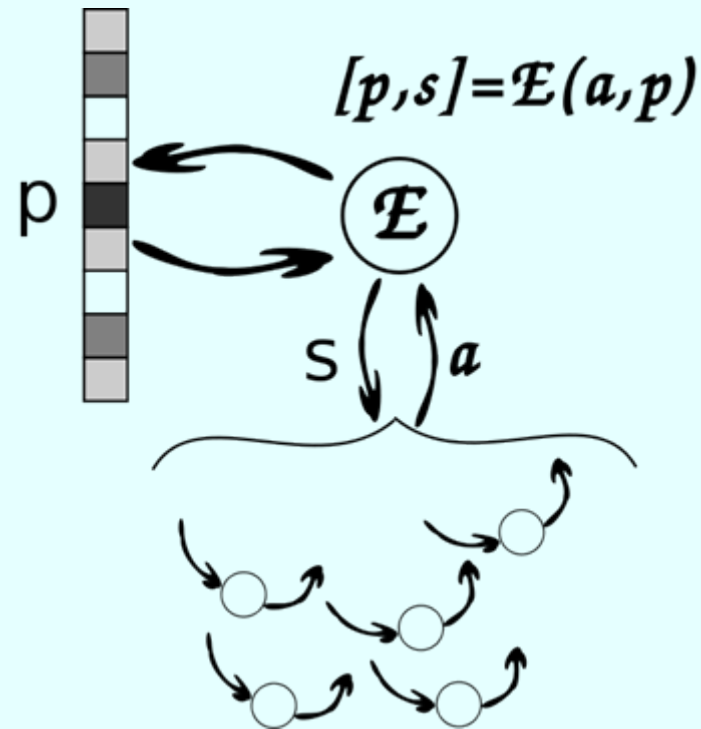


EL SEQVENTE triúpho nó meno miraueglíoso d'l primo. Impo che gli hauea le q̄tro uolubile rotetutte, & gli radii, & il meditullo defu sco achate, di cãdide uẽule uagamẽte uaricato. Ne tale certãnte gestoe re Pyrho cũ le noue Muse & Apolline i medio pulsãte dalla natura ip̄sso.

Laxide & la forma del dicit̄o q̄le el primo, ma le tabelle eraõ di cyaneo Saphyro orientale, atomato de scintillule doro, alla magica gratissimo, & longo acceptissimo a cupidine nella sinistra mano.

Nella tabella dextra mirai exscalpto una insigne Matrõa che dui oui hauea parturito, in uno cubile regio colloca ta, di uno mirabile pallacio, Cum obstetrices tu pefacte, & multe altre matrone & astante Nymphe Degli quali uscua de uno una flammula, & delal tro ouo due spectatissi me stelle.

* *
*



Wikimedia Commons

How do I start writing?

- Use whatever strategy works for you.
- Be prepared to think hard about who your **readers** will be and what they need to know.
- Be prepared to make many changes.

Writing strategies

- Make notes or draft parts of the text any time you have an idea.
- Make an outline.
- Make a list of references that should be cited.
- Write the easy parts first and the hard parts last.

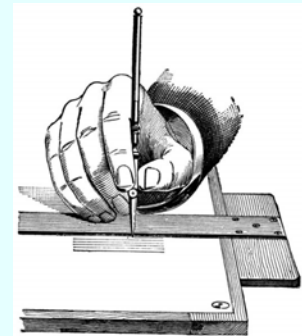
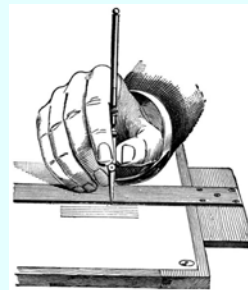
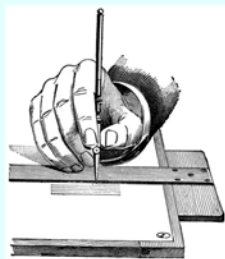
The reader needs to be convinced that your findings are **logical, valid, and supported by solid evidence**, not impressed by your writing style.



Wikimedia Commons

1. A simple and boring text is better than a complex, “interesting” text that is hard to understand.

2. Revise, correct and rewrite patiently.
It is normal for a good article to be rewritten many times before it is clear enough for **readers** to understand easily.



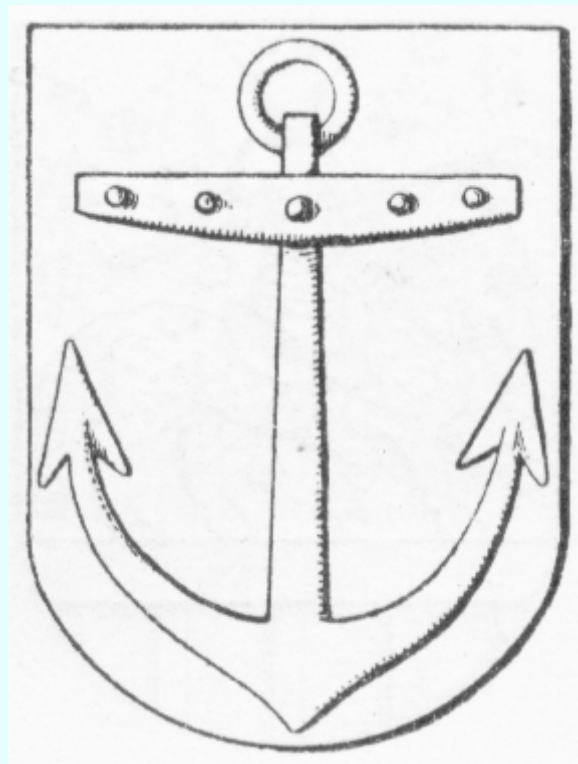
3. Ask a specific question. Provide a specific answer.

Your **statement of purpose** (at the end of the Introduction) is the anchor for the whole article.

Wikimedia
Commons



3. Refer to your **statement of purpose** often while writing and revising, to stay focussed on the **aim of the study** and the **new, original key results**.



Wikimedia
Commons

4. What are your results and what do they mean for other researchers?

Eliminate discussion and references that are not related to the research question posed in the Introduction.



**Wikimedia
Commons**

5. Relate the conclusions explicitly to the aim of the study.



Wikimedia Commons

6. Don't copy and paste from other articles. The English may not be very good.

Many articles in an unreadable writing style are published even in top journals.

**Vasconcelos SMR.
Writing up research in
English: Choice or
necessity? Rev Col
Bras Cir 2007; 34:1-2**

would tell us that writing well can boost the authors' chances of getting published. Even so, attention to language among scientists is still scant, which would account for the number of unreadable articles published even in top-tier journals. In a Letter published in the *British Medical Journal*⁶, the author reports that "over the past 20 years..." many articles have shown "that medical information (such as journal articles, informed consent forms) is written in an 'unreadable' writing style." Among the authors of such texts are NES researchers, as even those writing in their mother tongue can be poor writers. However, improving writing skills in the native

How to improve citation accuracy and avoid plagiarism

1. Avoid copy-and-paste.
2. Write or revise all the text yourself.
3. Insert provisional references (author-year) in the first draft.
4. Paraphrase for only 1 or 2 lines and provide the reference.
5. Use “verbatim quotations” for only 1 or 2 lines and provide the reference.

7. Emphasis on research **methodology** and **reporting**

- Follow the CONSORT and EQUATOR reporting checklists for different study designs

<http://www.consort-statement.org/consort-statement/>

<http://www.equator-network.org>

EXERCISE

Please write a title for the abstracts.

What specialty do you think the articles are from?

What specialists need to read this article to improve their research or clinical care?

1. Interaction between p53 codon 72 polymorphism and melanocortin 1 receptor variants on suntan response and cutaneous melanoma risk

*British Journal of **Dermatology***

2. Germline and somatic c-met mutations in multifocal/bilateral and sporadic papillary renal carcinomas of selected patients

*International Journal of **Oncology***

3. Enrichment of a microbial community performing anaerobic oxidation of methane in a continuous high-pressure bioreactor

*BMC **Microbiology***

Part 3

Language and writing



Wikimedia
Commons

Who can help you improve your writing?

- Colleagues?
- Native speakers of English?
- Specialized translator or author's editor?
- Scientific peers and subject experts?

1. Language and usage:

Grammar and syntax

Specialized terminology and usage

2. Content and writing:

Organization and logical flow

Rhetoric and persuasiveness

Grammar, syntax:

Well-educated native speaker,
preferably with specialized
knowledge

Terminology, usage:

Subject expert or specialized
translator or editor

Organization, logical flow:

Reviewer or well-educated native speaker, translator/editor

Rhetoric, persuasiveness:

Reviewer or experienced translator or editor, preferably with specialized knowledge

Local peers and advisors

Experts in the scientific content

Author's editors

Experts in written communication

Translators

Familiar with science research
writing

Authors' editors:

1. Help researchers improve their manuscripts to satisfy readers' expectations for **language, content and organization**
2. Do not write the first draft or rewrite text for the authors
3. Are contributors named in the Acknowledgements, but not authors named in the byline

Authors' editors:



- 4.** Are often but not always native speakers of English
- 5.** Can be specialists in science, in writing, or both
- 6.** Want researchers to publish successfully and learn good writing skills

AuthorAID
in the Eastern
Mediterranean

**Clinical Microbiology Research
Center, Nemazee Hospital
1390 tir 22-23
13-14 June 2011**

Workshop

**Research writing and
publication**



Karen Shashok

AuthorAID in the Eastern Mediterranean

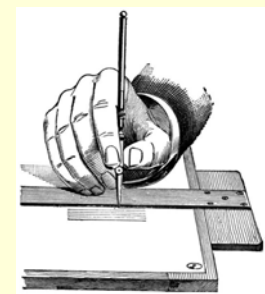
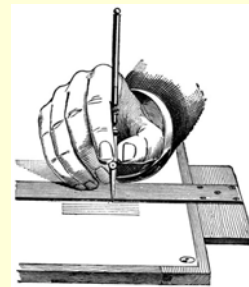
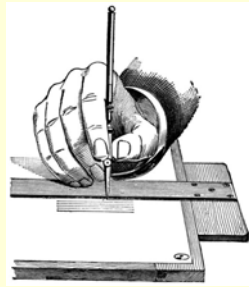
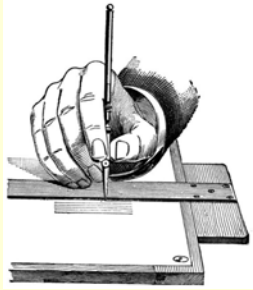
kshashok@kshashok.com

Part 4

Research article structure and content



Ready to write?



**When you write the manuscript,
ask yourself **who needs to know**
what you found.**

**Before you finish the manuscript,
identify the journals most likely to
accept it.**

A **title that reflects the contents**

What subjects? What population?

What conditions? Where?

**What setting (local, national,
regional, international)?**

Experimental or observational?

When?

Title

Emphasis on the hypothesis, the method, or the results?

Should the title state the conclusion?

Consult examples in your target journal.

An **Abstract** that reflects the contents

- Re-revise the abstract after the main manuscript is completely finished.
- **No discrepancies** in the information in the abstract, main text, and tables or figures for: **terminology, sample size, population size, numerical data**

An **Introduction that attracts attention and identifies the target population of readers**

- Interesting first sentence**
- Identify the problem or gap in knowledge.**
- State your proposed solution.**
- Say how you tested your solution.**

Methods that don't keep secrets.

No secret ingredients or secret techniques please!



**Wikimedia
Commons**

Methods

- **Setting, population, sample**
- **Reproducibility**
- **Exact name, manufacturer, city and country of materials (apparatus, reagents, cell lines, antibodies, etc.)**
- **Compliance with ethics guidelines**

Results that focus on the question asked in the Introduction

- **Figures and tables** that focus on the question asked, and the data that help readers answer it for themselves
- **No repetition** of data among text, tables and figures

Results that focus on the question asked in the Introduction

- If you present data clearly, the readers will be able to foresee your conclusions.
- Your article will be more convincing.

A Discussion that explains what
your findings mean

Answer the **question** you asked in the
Introduction.

A Discussion that is critical of your own study

- Identify the limitations.**
- Explain to what extent the conclusions can be generalized.**
- Suggest new studies that could help answer questions that require more data.**

Should the **Discussion** begin with a summary of the results?

It depends on the discipline and the editor's preference. **Check your target journal.**

****** ******

For any questions, **ask the Editor** before you submit the manuscript.

EXERCISE

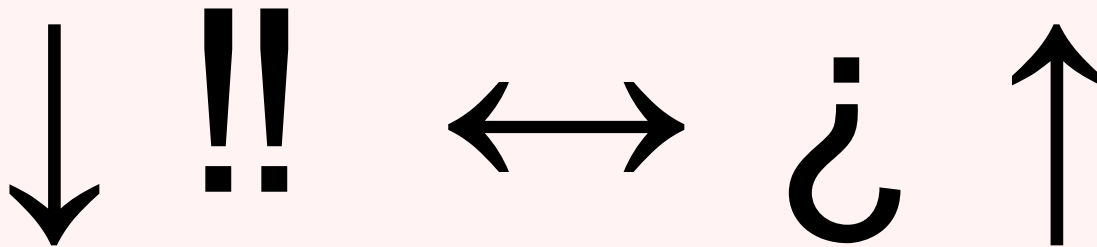
Please analyze the sample manuscript to see if it satisfies the goals for clear writing.

Please identify different types of writing problems: use of “the English” (language and writing) or scientific content and logic.

Part 5

Peer review and manuscript revision:

Accept good advice but resist bad advice.



“Researchers overwhelmingly (90%) said the main area of effectiveness of peer review was in improving the quality of the published paper, and a similar percentage said it had improved their own last published paper, including **identifying scientific errors and missed and inaccurate references.**”

(Ware 2008)

“Our experience is that **substantial improvements** on the basis of reviewers’ comments **are unusual, but do happen on occasion.**”

(Guyatt and Haynes 2006)

For most researchers, and therefore most reviewers, English is not their first language.

Wikimedia
Commons



Even manuscripts written by native speakers of English are frequently criticized for poor English.

It has frequently been said that despite the fact of having English as their first language, authors who fulfil this criterion may nonetheless receive frequent negative feedback due to the unfeasibility of discerning the meaning in their written communications.

“Far from this being an occasional occurrence, it seems that the **excuse of poor English** is used as a way of rejecting manuscripts, a handy tool to have in these days of heavy submission loads and the need to ‘cull’ manuscripts before peer review.”

(Cooter 2008)

“Through the Anglo-American hegemony, UK- and US-based referees’ comments often not only force a non-native English-speaking author to rewrite his/her paper, but also increase the ‘creative destruction’ of a paper.”

Aalbers MB. Creative destruction through the Anglo-American hegemony: a non-Anglo-American view on publications, referees, and language. *Area* 2004; 36: 319-322

“If I believe a **referee is mistaken** in his/her concern, and I know a way to defuse that mistaken concern without telling the referee that he/she is mistaken, then I will use that way because the probability of surviving the review process decreases when referee concerns are challenged rather than accepted.”

(Wright and Armstrong 2008, quoting an anonymous researcher)

Even though **reviewers** and **editors** are good researchers and subject experts, they may not be skilled in language or writing.

Editors depend on reviewers, and reviewers are not always right.

Editors are usually happy to learn.

But editors may assume omniscience
and overestimate their expertise.

(Shashok 2008)

Good language professionals are more sensitive to and tolerant of alternative uses of English than journal gatekeepers are.

Language professionals usually know more about good English than the reviewers and editors.

Conclusions



www.shirazcity.org

Every journal is different, every editor is different, but good writing is the same: **clear, rigorous and convincing.**

Impartial Judgment by the “Gatekeepers” of Science: Fallibility and Accountability in the Peer Review Process

Methods

Participants and procedures

To measure mortality we did a national cross-sectional cohort study of deaths from January, 2002, through July, 2006. Household information was gathered about deaths that occurred between January of March 18, 2003, in all households compared with deaths that occurred through to the date of 12000 was calculated to doubling of an estimated pr

AT^{1*}, JOSEPH S. GONNELLA¹ and H²

RESULTS

Methodological and Statistical Content Study

Less than half of the 166 journals provided information on statistical methods (Table 1). Eighty-seven percent (13/15) of general journals and 36% (54/151) of specialty journals made reference to ICMJE uniform requirements.¹¹ Fifty-three percent

Clear:

The **reader** doesn't need to read the same sentence or paragraph more than once, and can navigate all parts of the article easily.

Rigorous:

- The results (including tables and figures) follow from the methods.
- The discussion follows from the introduction.
- Limitations and possible additional studies are noted.

Convincing:

- Focus on answering the question asked in the introduction.
- Don't overstate or exaggerate your conclusions.
- Search for and correct technical errors.

Convincing:

Be confident in the interest and usefulness of **your** findings.



Thank-you very much
AuthorAID in the Eastern Mediterranean
kshashok@kshashok.com